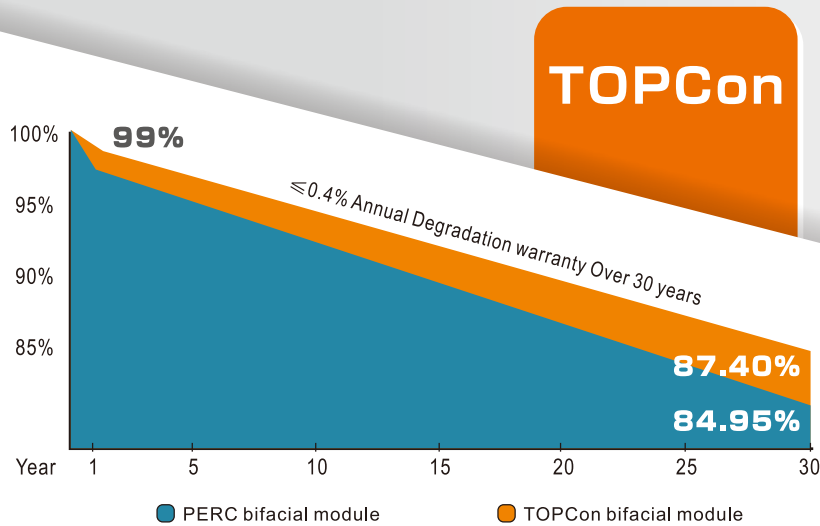


DOUBLE-GLASS BIFACIAL N-TYPE 600~615 Watt



Bifacial Mono Module
Capable of generating power at back side, at least 80% efficiency of the front side



Anti-PID (potential induced degradation)
Passed anti-PID test under 85% damp heat 85% relative humidity for 192 hours



Great Durability against extreme conditions
Passed salt mist corrosion test, ammonia corrosion test, dust & sand test, fire test, all certified by TÜV



Lower LCOE
Lower shading and resistive loss
Lower temperature coefficient



Outstanding mechanical load resistance
2400 Pa wind load, 5400 Pa snow load



15-year product warranty
30-year linear power output



CEC Listed



IEC 61215, IEC 61730

ISO 9001: 2015 (Quality management systems)

ISO 14001: 2015 (Environmental management systems)

ISO 45001: 2018 (Occupational health and safety)

UNI 9177 Ia CLASSE DI REAZIONE AL FUOCO: 1

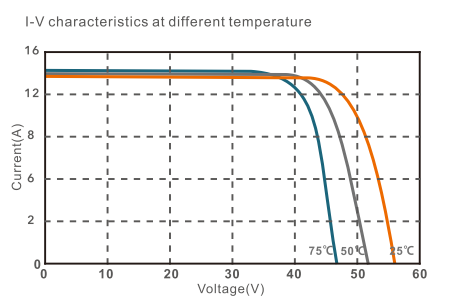
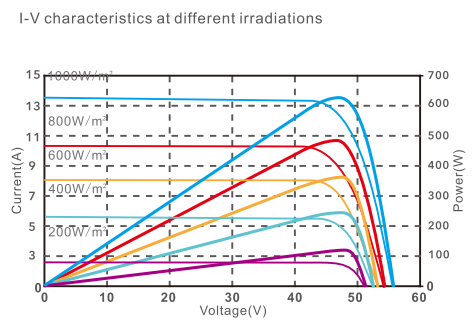


TOPCon(N TYPE) 600~615Watt



ELECTRICAL SPECIFICATIONS I-V CURVE[610W]

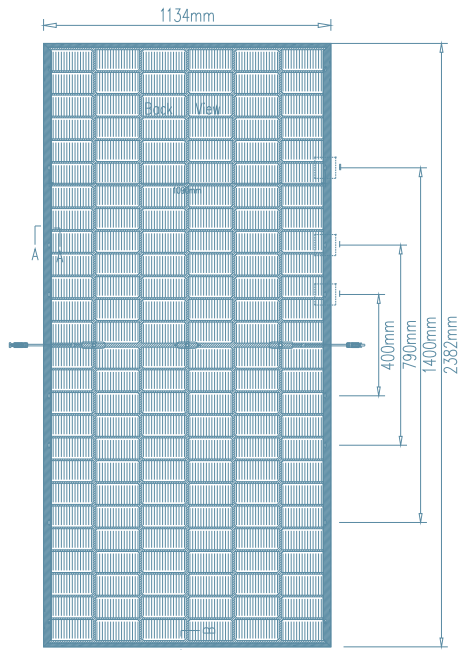
Module Type	UL-600M-156ADGN		UL-605M-156ADGN		UL-610M-156ADGN		UL-615M-156ADGN		
	STC*	NOCT*	STC*	NOCT*	STC*	NOCT*	STC*	NOCT*	
Maximum Power (Pmax)	W	600	455	605	458	610	462	615	466
Maximum Power Voltage (Vmp)	V	45.93	42.26	46.10	42.41	46.28	42.58	46.40	42.69
Maximum Power Current (Imp)	A	13.06	10.76	13.12	10.81	13.18	10.86	13.25	10.92
Open-circuit Voltage (Voc)	V	56.75	51.64	56.95	51.82	57.08	51.94	57.21	52.06
Short-circuit Current (Isc)	A	13.38	10.79	13.48	10.87	13.54	10.92	13.60	10.97
Module Efficiency STC	%	22.21		22.40		22.58		22.77	
Operating Temperature	-40°C~85°C								
Maximum system voltage	DC1500V(IEC)								
Maximum series fuse rating	30A								
Power tolerance	0~+5Watt								
Temperature coefficients of Pmax	-0.29%/°C								
Temperature coefficients of Voc	-0.25%/°C								
Temperature coefficients of Isc	0.046%/°C								
Nominal operating cell temperature (NOCT)	43±2°C								



*STC : Cell temperature: 25°C, Irradiance: 1000 W/m², Air mass: 1.5G
 *NOCT : Air temperature: 20°C, Irradiance: 800 W/m², Air mass: 1.5G, Wind speed: 1 m/s

SPECIFICATIONS

Cell Type	N type Mono-crystalline
No. of cells	156(6×13×2)
Dimensions	2382*1134*30mm
Weight	32kg
Glass	2.0mm+2.0mm, Anti-Reflection Coating, High Transmission, Low Iron, Tempered Glass
Junction Box	IP68, 3 diodes
Connector	MC4 Compatible
Cable Length (including Connector)	4m Portrait: (+)400/(-)200mm Landscape: (+)1400/(-)1400mm
Packaging Configuration	Two Box=One Pallet 36pcs/Box, 72pcs/Pallet, 720pcs/40HQ Container



Electrical characteristics with different rear side power gain (reference to 610W front)

Pmax/W	Voc/V	Isc/A	Vmp/V	Imp/A	Pmax gain
610	57.08	13.54	46.28	13.18	0
641	57.08	14.22	46.28	13.84	5%
671	57.08	14.89	46.28	14.50	10%
702	57.08	15.57	46.28	15.16	15%
732	57.08	16.25	46.28	15.82	20%
763	57.08	16.93	46.28	16.48	25%
793	57.08	17.60	46.28	17.13	30%

